

# Подготовка учащихся к выполнению устных заданий 43- 44 ЕГЭ по английскому языку

*Эффективная подготовка учащихся к  
выполнению устной части (часть 2)*

# УСТНАЯ ЧАСТЬ. ЕГЭ

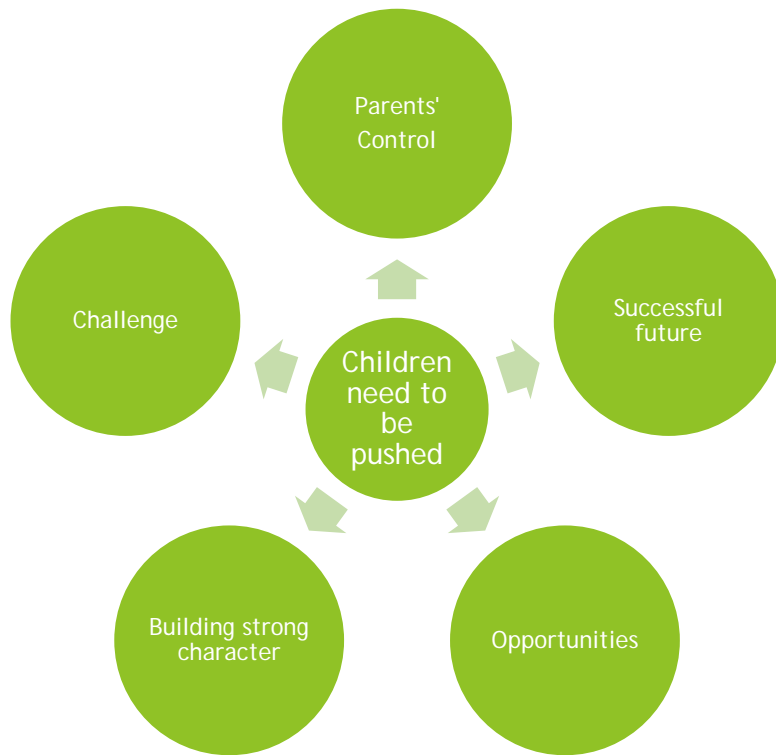
## Задания 43-44

- ДЗ
- Общая информация
- Разбор заданий
- Методика обучения
- Тренировочные задания
- Критерии оценки ФИПИ
- Практикум

# УСТНАЯ ЧАСТЬ. ЕГЭ

ДЗ

“Pushing children to achieve robs them of their childhood”.



# УСТНАЯ ЧАСТЬ. ЕГЭ

## Задание 43

Imagine that some years ago you took some photos of your favourite things. Choose one photo to present to your friend.



You will have to start speaking in 1.5 minutes and will speak for not more than 2 minutes (12–15 sentences). In your talk remember to speak about:

- when you took the photo
- what/who is in the photo
- what is happening
- why you took the photo
- why you decided to show the picture to your friend



# УСТНАЯ ЧАСТЬ. ЕГЭ

## Задание 43


Photo 1



Photo 2



Photo 3



# УСТНАЯ ЧАСТЬ. ЕГЭ

## Задание 43



**You will have to start speaking in 1.5 minutes and will speak for not more than 2 minutes (12–15 sentences). In your talk remember to speak about:**

- where and when the photo was taken
- what/who is in the photo
- what is happening
- **why you keep the photo in your album**
- why you decided to show the picture to your friend

**You have to talk continuously, starting with: “I’ve chosen photo number ...”**



# УСТНАЯ ЧАСТЬ. ЕГЭ

## Задание 43



# УСТНАЯ ЧАСТЬ. ЕГЭ

## Задание 43

Introduction	I've chosen photo 2. You know I like taking photos and never miss a chance of a good shot.
When and where the photo was taken	I took this photo last year while were travelling around Mongolia.
Who/What is in the photo	This is a photo of a mountain valley. You can see two kids in the centre of the photo. There's nobody around and the place looks isolated. There's a big black dog in the foreground and you can see some animals in the background.
What is happening	The kids are playing and the dog is running towards me and barking.
Why you keep this photo in the album	I keep this photo in my album because it was an exciting trip. I want to remember this place as it was so unusual.
Why you decided to show it to your friend	I decided to show it to you because it's one of my best photos. I also wanted to show this amazing place to you. I hope you'll go there one day.
Concluding phrase	That's all I wanted to say.



# УСТНАЯ ЧАСТЬ. ЕГЭ

## Задание 43

### Практика



What's in the background?  
What can you see in the foreground?  
Who's on the left-hand side?

What season is that?  
What are the people wearing?  
What are the girls doing?  
How do they feel?

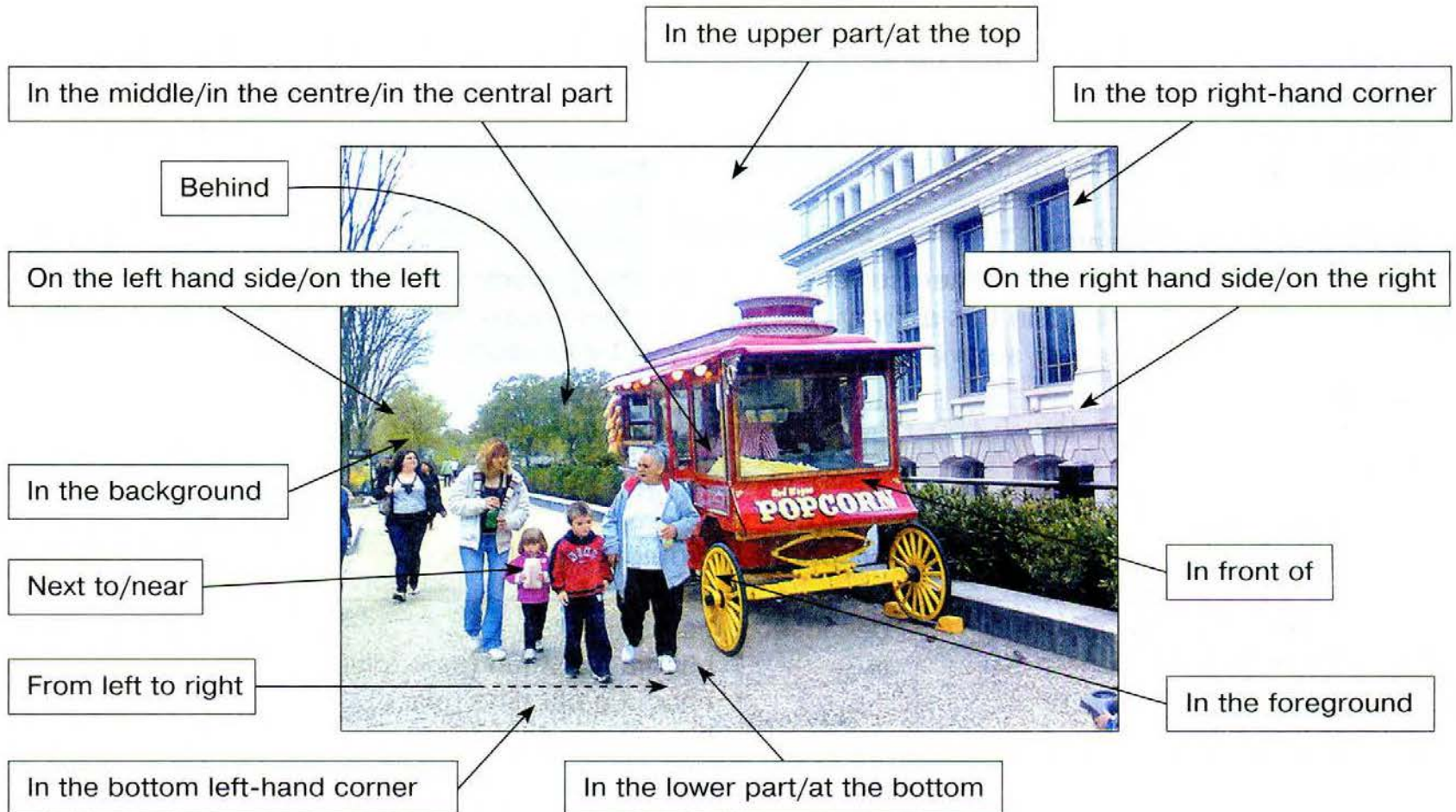


What are the people looking at?  
Are they enjoying themselves? Or not?

# УСТНАЯ ЧАСТЬ. ЕГЭ

## Задание 43

### Практика



# УСТНАЯ ЧАСТЬ. ЕГЭ

## Задание 43

### Фразы

- ✓ • **where and when the photo was taken**

The picture was taken in\at\near (place)

I took this photo in\at\during .. (time)

- ✓ • **what/who is in the photo**

The picture shows ....

This is a picture of ...

You can see .... in the middle/between/to the right

There's a ..... at/in

In the background/foreground there're ....

**People's clothes, age, appearance, roles, jobs, feelings**

# УСТНАЯ ЧАСТЬ. ЕГЭ

## Задание 43

### Фразы

- ✓ • what is happening

The girl/the boy/the couple is\are standing, running, fighting..

It's raining/snowing..

- ✓ • why you keep the photo in your album

#### Because

I enjoyed  
I had a lot of fun  
I had a great time  
It shows  
I wanted to remember  
It was a great experience

#### To

Remind myself of  
Use it later in my portfolio  
To show it to my family  
later



# УСТНАЯ ЧАСТЬ. ЕГЭ

## Задание 43

### Фразы

- ✓ • why you decided to show the picture to your friend

BECAUSE

It shows that ..

I want you to see how beautiful...

I know you are keen on..

You might find ...fishing...exciting

I think ...parachuting...is exciting and you would like to see what it is like

# УСТНАЯ ЧАСТЬ. ЕГЭ

## Задание 43



# УСТНАЯ ЧАСТЬ. ЕГЭ

## Задание 43

**!!Внимание!!**

...As you know I'm interested in photography and never miss a chance to capture a beautiful moment

In the picture, photo

In the background/foreground

The man **is** probably **thinking** about the flight

The girl **is looking** into the bucket. She **must be looking** for something.

He must be a pilot and **knows** a lot about flying a plane

...That's all I wanted to tell you.

# УСТНАЯ ЧАСТЬ. ЕГЭ

## Задание 44

**Task 44. Study the two photographs. In 1.5 minutes be ready to compare and contrast the photographs:**

- give a brief description of the photos (action, location)
- say what the pictures have in common
- say in what way the pictures are different
- say which of places you would prefer to spend a holiday in
- explain why

**You will speak for not more than 2 minutes. You have to talk continuously.**



www.bigstock.com · 954868





# УСТНАЯ ЧАСТЬ. ЕГЭ

## Задание 44

Photo 1



Photo 2



# УСТНАЯ ЧАСТЬ. ЕГЭ

## Задание 44

People spend their free time differently. I'd like to demonstrate this by comparing and contrasting the two photographs.

In the first photo the man is reading a newspaper lying on the sofa at home. In the second picture we can see a family of four playing a board game. Two children and their parents look very happy.

**The photos have a few things in common.** First, in both photos the people are spending time at home. Second, all of them are enjoying what they are doing as we see smiles on their faces. Finally, the people in both pictures are wearing casual clothes.

**As for the differences, I've noticed a few.** In the left-hand photo the man is alone, while in the right - hand one there is a family with kids. The man in photo 1 is quiet, the family in photo 2 might be making a lot of noise, they are talking and laughing.

**As for me,** I prefer solitary activities. I like being on my own and reading a book or a newspaper.

I hope I've managed to compare and contrast these two pictures.

# УСТНАЯ ЧАСТЬ. ЕГЭ

## Задание 44

### Полезные выражения

1) The picture shows/demonstrates..

We can see..

The photo depicts..

2) There are some similarities between these two pictures,

Both photos depict...

What the photos have in common is that ...

There are a few things in common..

The photos are quite similar in what they show (e.g. the same season)

3) The first picture shows....., **whereas (while)** the other one depicts...

As for the differences, the main one is .....

The most obvious/striking difference is ...

**On the one hand, .....on the other hand..**

4) In my opinion,

I'd rather ...than


I'd personally prefer..

I think .....is fantastic

# УСТНАЯ ЧАСТЬ. ЕГЭ

## Задание 44

### Практика



What/who is in the picture?  
What are they doing?  
Where are these people?

What are the people wearing?  
How do they feel?

Which do you prefer, yoga or  
working out?  
Do you prefer exercising in a gym or  
at home?



# УСТНАЯ ЧАСТЬ. ЕГЭ

## Задание 43-44

### Оценка задания

Балл	Решение коммуникативной задачи	Организация высказывания	Языковое оформление высказывания
7	3	2	2
	Содержание полностью отражает все аспекты задания (не менее 3 фраз по каждому пункту)	Высказывание логично; есть вступительная и заключительная фразы. Средства логической связи используются правильно	Определенный словарный запас. Правильная грамматика, фонетика, лексика. (допускается не более 2-х негрубых лексико-грамматических ошибок И/ИЛИ не более 2-х негрубых фонетических

# УСТНАЯ ЧАСТЬ. ЕГЭ

## Задание 43-44

### Оценка задания

Балл	Решение коммуникативной задачи
3	Содержание полностью отражает все аспекты задания (не менее 3 фраз по каждому пункту)
2	Один аспект не раскрыт (остальные раскрыты полно), ИЛИ один-два раскрыты неполно (в среднем не менее двух фраз по каждому пункту)
1	Два аспекта не раскрыты (остальные раскрыты полно), ИЛИ все аспекты раскрыты неполно (в среднем менее двух фраз по каждому пункту)
0	Три и более аспектов содержания не раскрыты

**Если этот критерий оценен в «0», то все задание «0»!!!**

# УСТНАЯ ЧАСТЬ. ЕГЭ

## Задание 43-44

### Оценка задания

Балл	Организация высказывания
2	Высказывание логично; есть вступительная и Заключительная фразы. Средства логической связи используются правильно
1	Высказывание логично, НО отсутствует вступительная И/ИЛИ заключительная фраза, И/ИЛИ средства логической связи используются недостаточно
0	Высказывание нелогично И/ИЛИ не завершено ; вступление и заключение отсутствуют; средства логической связи практически не используются

# УСТНАЯ ЧАСТЬ. ЕГЭ

## Задание 43-44

### Оценка задания

Балл	Языковое оформление текста
2	Определенный словарный запас. Правильная грамматика, фонетика, лексика. (допускается не более 2-х негрубых лексико-грамматических ошибок И/ИЛИ не более 2-х негрубых фонетических ошибок)
1	Определенный словарный запас, допускается не более четырёх лексико-грамматических ошибок (из них не более двух грубых) ИЛИ/И не более четырёх фонетических ошибок (из них не более двух грубых)
0	Понимание высказывания затруднено. Пять и более лексико-грамматических ошибок И/ИЛИ пять и более фонетических ошибок) ИЛИ более двух грубых ошибок вышеуказанного плана



# УСТНАЯ ЧАСТЬ. ЕГЭ

## Задание 43-44

### Практика

